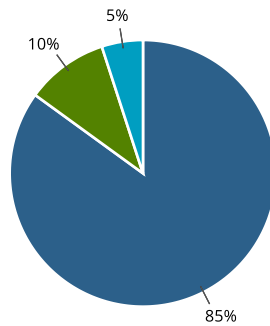


FUNDING DISTRIBUTION



**Total Perkins V Grant Award:
 Fiscal Year 2022
 \$24,446,105**

- Local Formula Funds (85%)
\$20,779,190
- State Leadership (10%)
\$2,444,611
- State Administration (5%)
\$1,222,305

Fiscal Year 2022

	Amount	Percent
Total Perkins V Grant Award	\$24,446,105	
State Administration	\$1,222,305	5% of Total Grant Award
State Leadership	\$2,444,611	10% of Total Grant Award
Individuals in State Institutions	\$25,000	0.1% of Total Grant Award
Correctional Institutions	\$0	
Juvenile Justice Facilities	\$25,000	
Institutions That Serve Individuals with Disabilities	\$0	
Non-Traditional Training and Employment	\$60,000	
Special Populations Recruitment	\$2,445	
Local Formula Distribution	\$20,779,190	85% of Total Grant Award
Reserve	\$3,116,878	15% of Local Formula Distribution
Allocation to Eligible Recipients	\$17,662,312	85% of Local Formula Distribution
Secondary Recipients	\$7,948,040	45% of Allocation to Eligible Recipients
Postsecondary Recipients	\$9,714,272	55% of Allocation to Eligible Recipients

Related Links

- [View Department Approval Letter for Wisconsin's Perkins V State Plan \(PDF\)](#)
- [Download Wisconsin's Full Perkins V State Plan \(PDF\)](#)
- [Download Wisconsin's One-Year \(Transition\) Perkins V State Plan \(PDF\)](#)

Source

U.S. Department of Education, National Perkins Reporting System, 2022

Notes:

The data shown represent the State's allocation of funds as submitted as part of its Perkins V State Plan for the upcoming program year.

Percentages may not sum to 100% due to rounding.

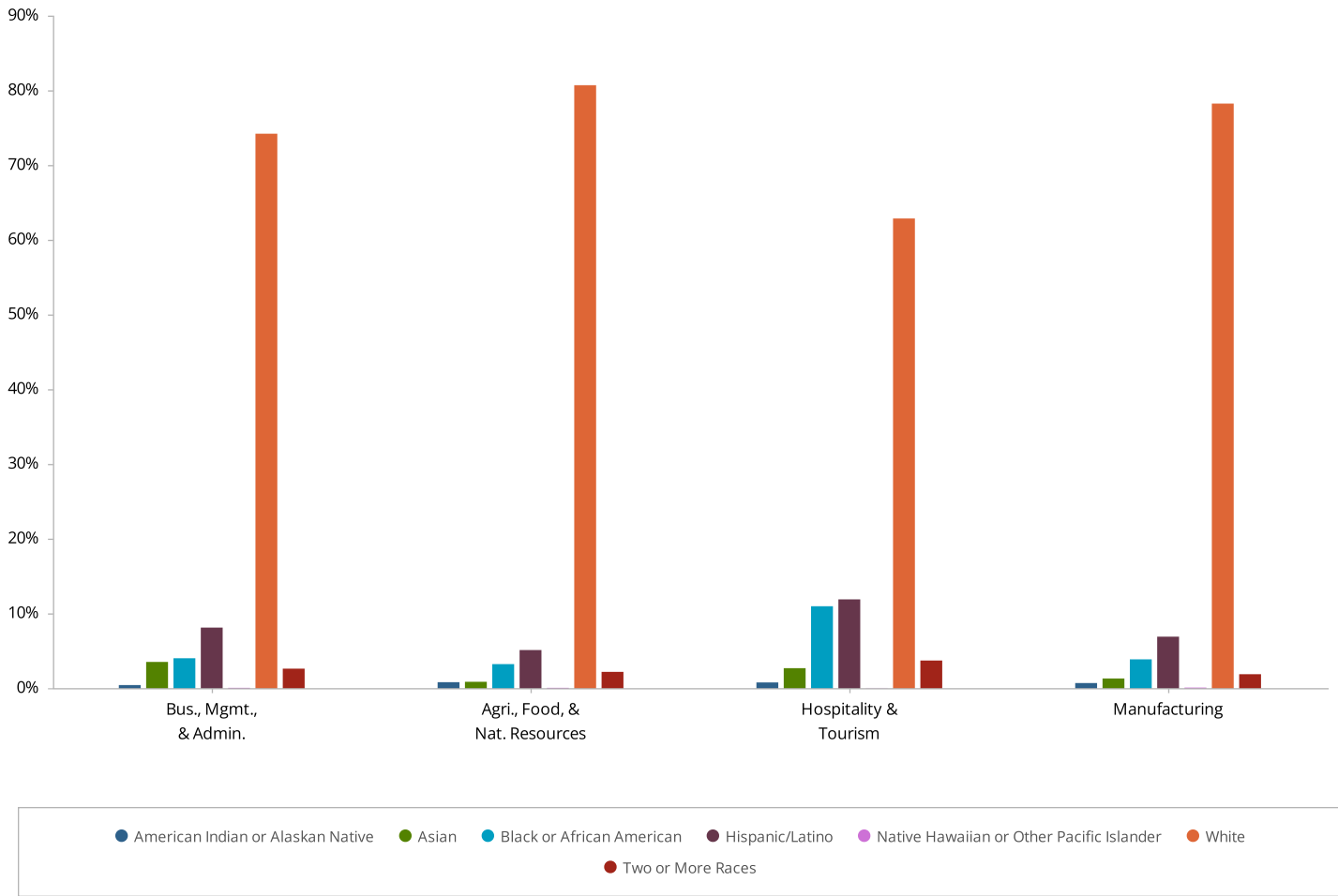
CAREER CLUSTER ENROLLMENT

In 2020-21, there were 55,856 secondary and 26,337 postsecondary career and technical education (CTE) concentrators in Wisconsin.

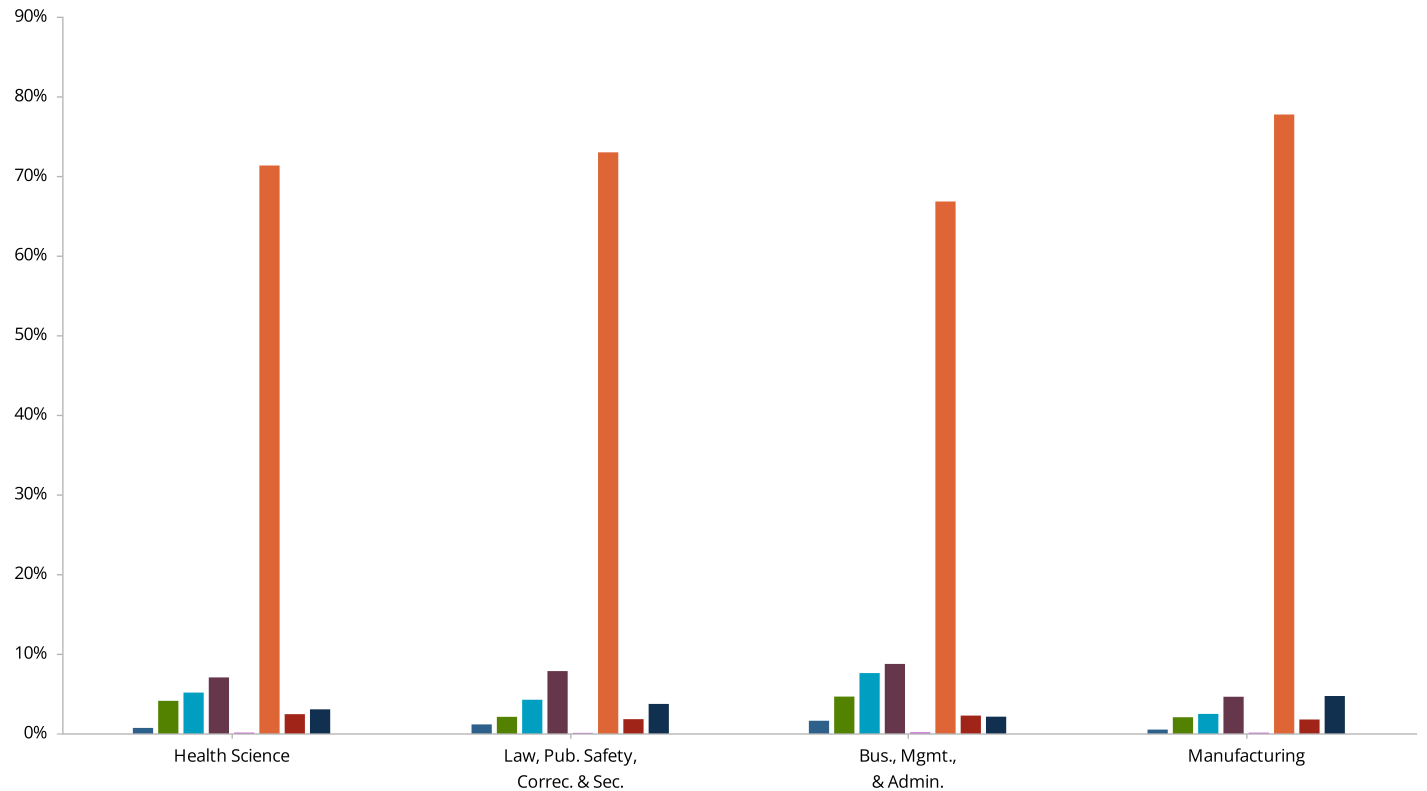
The top four career clusters among secondary CTE concentrators were Business Management & Administration (11.8 percent), Agriculture, Food & Natural Resources (11.5 percent), Hospitality & Tourism (11.4 percent), and Manufacturing (11.3 percent).

The top four career clusters among postsecondary CTE concentrators were Health Science (39.1 percent), Law, Public Safety, Corrections & Security (10.8 percent), Business Management & Administration (9.9 percent), and Manufacturing (7.6 percent).

Career Cluster Enrollment for Secondary CTE Concentrators, by Race and Ethnicity: 2020-21



Career Cluster Enrollment for Postsecondary CTE Concentrators, by Race and Ethnicity: 2020-21



- American Indian or Alaskan Native
- Asian
- Black or African American
- Hispanic/Latino
- Native Hawaiian or Other Pacific Islander
- White
- Two or More Races
- Unknown

Source

U.S. Department of Education, National Perkins Reporting System, 2022

Notes:

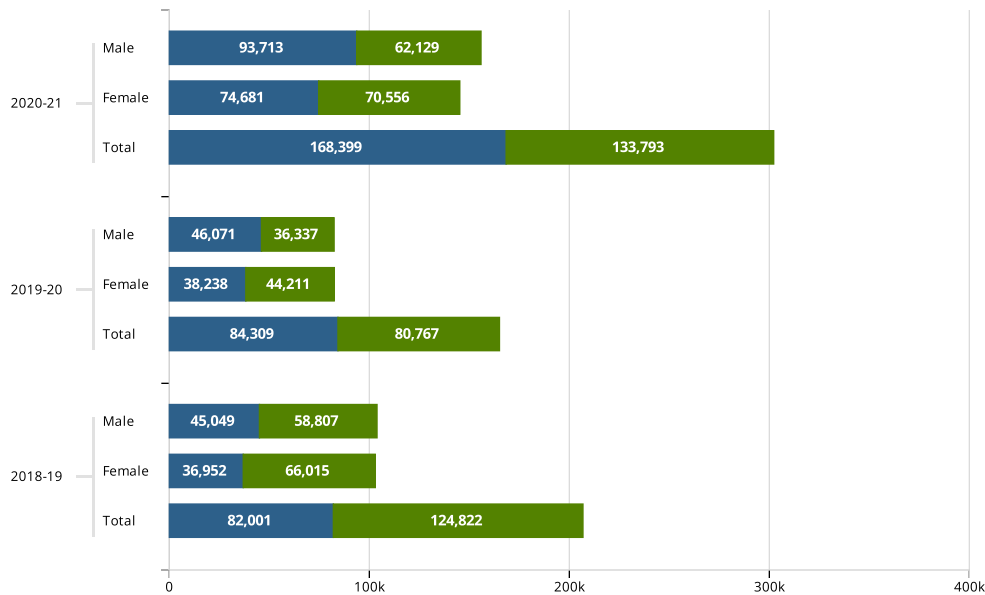
The data shown represent grand total results for students whom the States have identified as concentrators in career and technical education (CTE). Definitions of CTE concentrators are provided in the [Glossary of Terms](#).

Not all States use all 16 clusters nor assign students in the same manner.

PARTICIPATION IN CAREER AND TECHNICAL EDUCATION

In 2020-21, there were 302,192 participants in career and technical education (CTE) in Wisconsin. Of the students reporting as male or female, 55.6 percent of secondary CTE participants were male, and 44.3 percent were female. At the postsecondary level, 46.4 percent of CTE participants were male and 52.7 percent were female.

Participation in Career and Technical Education, by Gender: 2018-19, 2019-20, 2020-21



- Secondary
- Postsecondary

Source

U.S. Department of Education, National Perkins Reporting System, 2022

Notes:

The data shown represent grand total results for students whom the States have identified as career and technical education (CTE) participants. Definitions of CTE participants are provided in the [Glossary of Terms](#).

In 2020-21, totals for CTE participants include students who did not report as male or female. Trend data should be interpreted with caution. Percentages may not sum to 100% due to rounding.

STATE DETERMINED PERFORMANCE LEVELS

Under Perkins V, States are required to report annually on core indicators of performance for all CTE concentrators. State determined performance levels for Wisconsin are below.

Secondary Indicators

	Baseline	PY 2020-21	PY 2021-22	PY 2022-23	PY 2023-24

1S1: Four-Year Graduation Rate	85.5%	85.5%	85.7%	85.9%	86.1%
1S2: Extended Graduation Rate	87.47%	87.47%	87.67%	87.87%	88.07%
2S1: Academic Proficiency in Reading Language Arts	33.15%	33.15%	33.35%	33.55%	33.75%
2S2: Academic Proficiency in Mathematics	28.8%	28.8%	29%	29.2%	29.4%
2S3: Academic Proficiency in Science	28.26%	28.26%	28.46%	28.66%	28.86%
3S1: Post-Program Placement	87.1%	87.1%	87.3%	87.5%	87.7%
4S1: Non-traditional Program Concentration	23.06%	23.06%	23.31%	23.56%	23.81%
5S3: Program Quality - Participated in Work-Based Learning	8.46%	8.46%	9.46%	11.46%	13.46%

Postsecondary Indicators

	Baseline	PY 2020-21	PY 2021-22	PY 2022-23	PY 2023-24
1P1: Post-Program Placement	90.59%	90.59%	90.59%	90.59%	90.59%
2P1: Earned Recognized Postsecondary Credential	67.14%	67.14%	67.86%	68.47%	69.14%
3P1: Non-Traditional Program Concentration	13.83%	13.83%	14.03%	14.23%	14.43%

Related Links

- [View Department Approval Letter for Wisconsin's Perkins V State Plan \(PDF\)](#)
- [Download Wisconsin's Full Perkins V State Plan \(PDF\)](#)
- [Download Wisconsin's One-Year \(Transition\) Perkins V State Plan \(PDF\)](#)

Source

U.S. Department of Education, National Perkins Reporting System, 2022

Notes:

The State's determined performance levels are submitted as part of its Perkins V State Plan for the upcoming program year. Indicator descriptions and definitions of CTE concentrators are provided in the [Glossary of Terms](#).

CAREER AND TECHNICAL EDUCATION CONTACTS

Contact information for key State career and technical (CTE) staff is listed below.

State Director

Dr. Colleen McCabe

Provost & Vice President for Student Success
 Wisconsin Technical College System
 (608) 266-9399
Colleen.McCabe@wtcsystem.edu
[CTE Website](#)

DATE Liaisons

Andrew Johnson

Education Program Specialist
 Program Administration and Accountability
 Division of Academic and Technical Education
 (202) 245-7786
andrew.johnson@ed.gov

[View CTE contacts for all states](#)