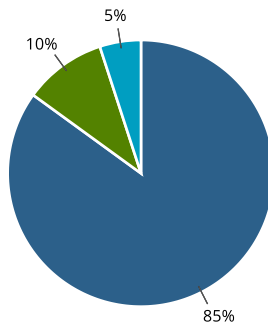


NORTH CAROLINA STATE PROFILE

FUNDING DISTRIBUTION



Total Perkins V Grant Award:
Fiscal Year 2022
\$46,919,752

- Local Formula Funds (85%)
\$39,881,789
- State Leadership (10%)
\$4,691,975
- State Administration (5%)
\$2,345,988

Fiscal Year 2022

	Amount	Percent
Total Perkins V Grant Award	\$46,919,752	
State Administration	\$2,345,988	5% of Total Grant Award
State Leadership	\$4,691,975	10% of Total Grant Award
Individuals in State Institutions	\$80,000	0.17% of Total Grant Award
Correctional Institutions	\$50,000	
Juvenile Justice Facilities	\$0	
Institutions That Serve Individuals with Disabilities	\$30,000	
Non-Traditional Training and Employment	\$75,000	
Special Populations Recruitment	\$5,000	
Local Formula Distribution	\$39,881,789	85% of Total Grant Award
Reserve	\$1,000,000	3% of Local Formula Distribution
Allocation to Eligible Recipients	\$38,881,789	97% of Local Formula Distribution
Secondary Recipients	\$25,922,489	67% of Allocation to Eligible Recipients
Postsecondary Recipients	\$12,959,300	33% of Allocation to Eligible Recipients

Related Links

- [View Department Approval Letter for North Carolina's Perkins V State Plan \(PDF\)](#)
- [Download North Carolina's Full Perkins V State Plan \(PDF\)](#)
- [Download North Carolina's One-Year \(Transition\) Perkins V State Plan \(PDF\)](#)

Source

U.S. Department of Education, National Perkins Reporting System, 2022

Notes:

The data shown represent the State's allocation of funds as submitted as part of its Perkins V State Plan for the upcoming program year.

Percentages may not sum to 100% due to rounding.

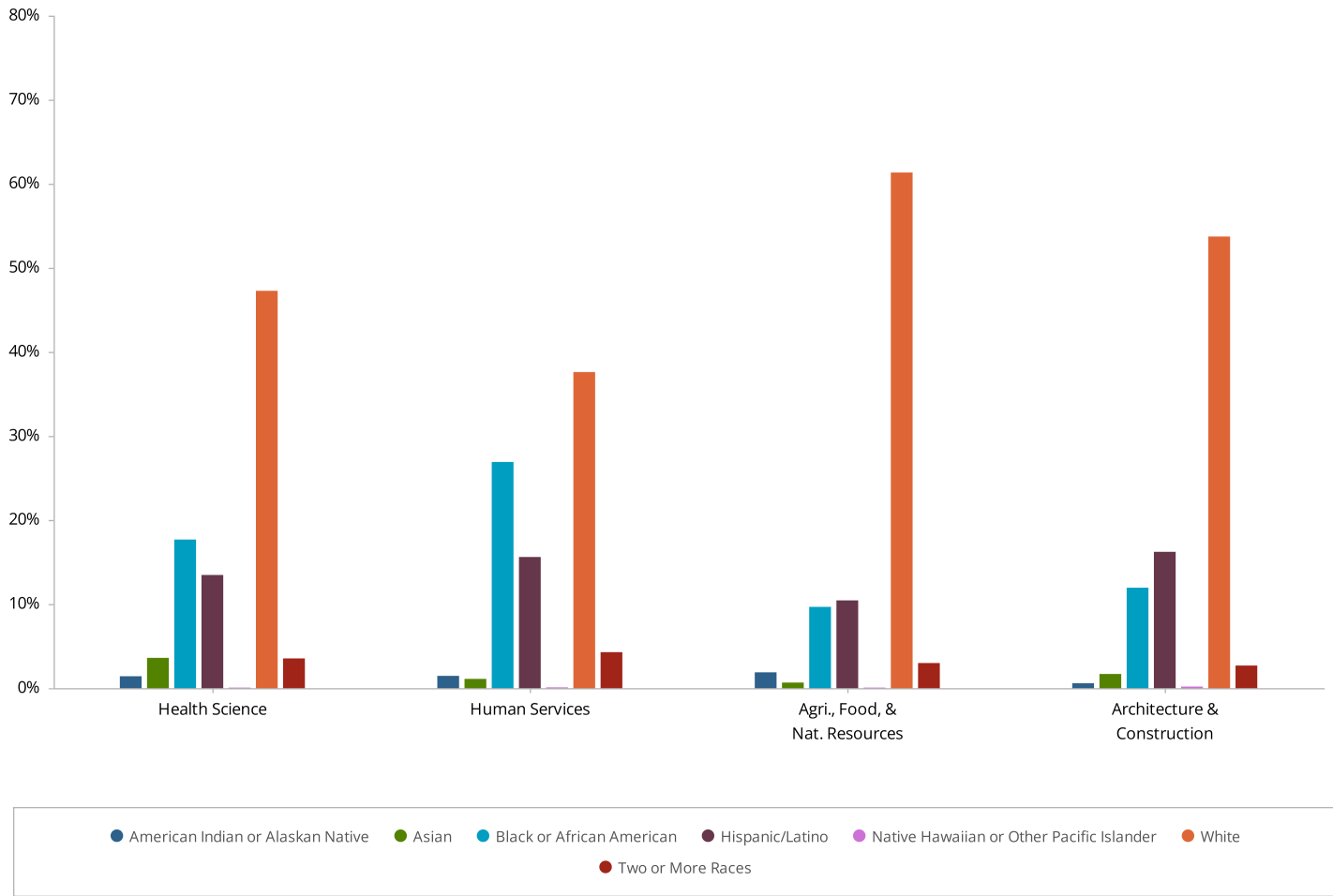
CAREER CLUSTER ENROLLMENT

In 2020-21, there were 54,075 secondary and 62,641 postsecondary career and technical education (CTE) concentrators in North Carolina.

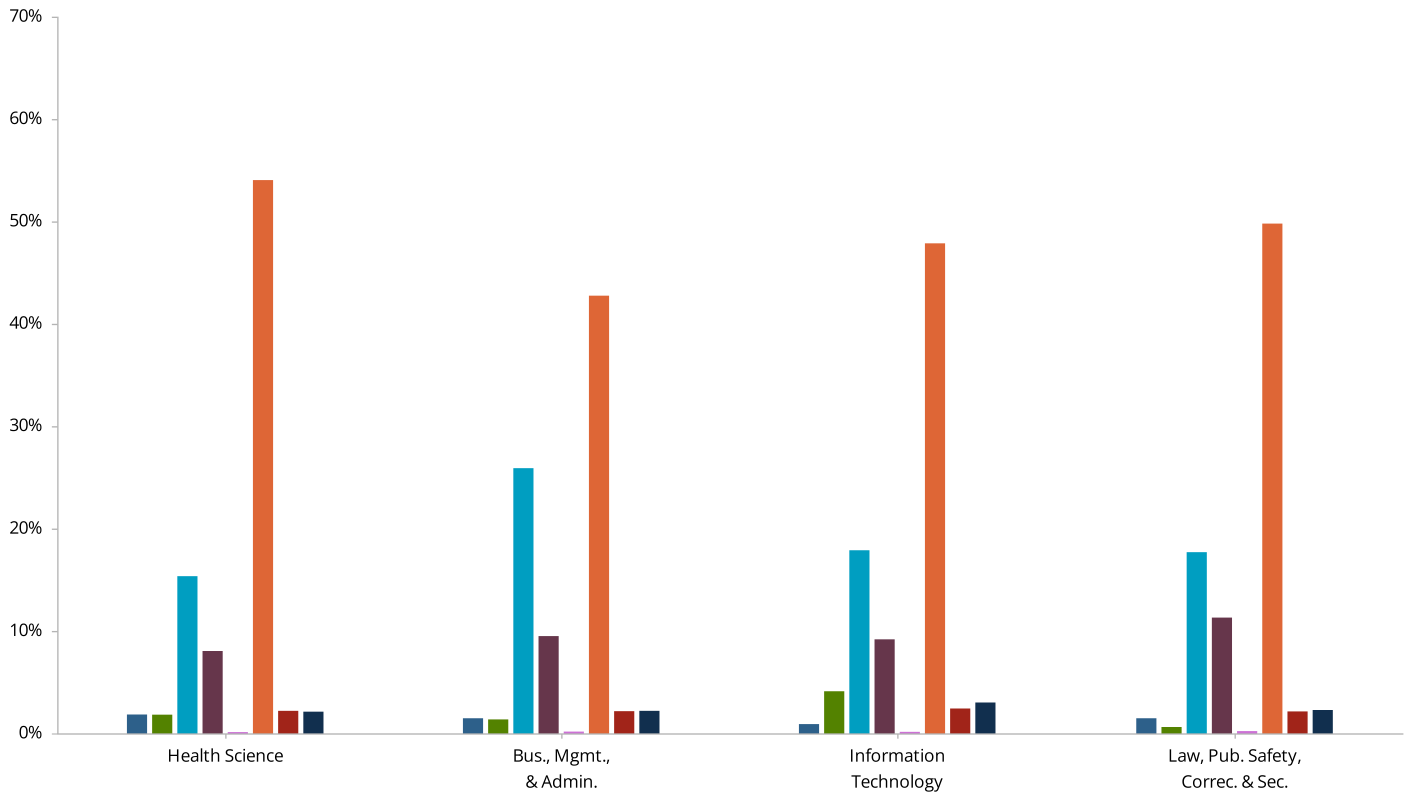
The top four career clusters among secondary CTE concentrators were Health Science (18.5 percent), Human Services (16.8 percent), Agriculture, Food & Natural Resources (11.8 percent), and Architecture & Construction (9.6 percent).

The top four career clusters among postsecondary CTE concentrators were Health Science (23.1 percent), Business Management & Administration (16.8 percent), Information Technology (10.3 percent), and Law, Public Safety, Corrections & Security (8.0 percent).

Career Cluster Enrollment for Secondary CTE Concentrators, by Race and Ethnicity: 2020-21



Career Cluster Enrollment for Postsecondary CTE Concentrators, by Race and Ethnicity: 2020-21



- American Indian or Alaskan Native
- Asian
- Black or African American
- Hispanic/Latino
- Native Hawaiian or Other Pacific Islander
- White
- Two or More Races
- Unknown

Source

U.S. Department of Education, National Perkins Reporting System, 2022

Notes:

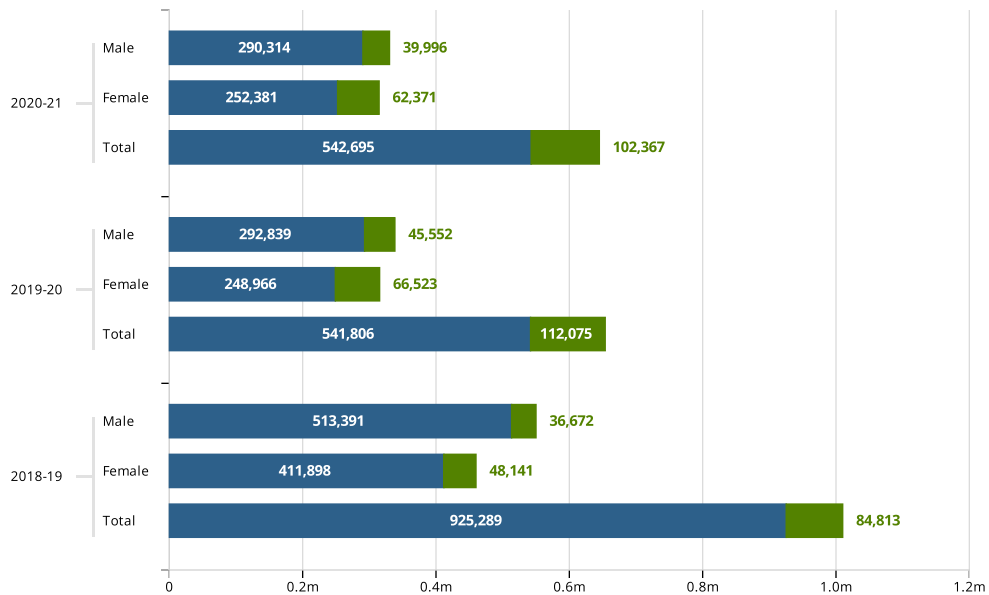
The data shown represent grand total results for students whom the States have identified as concentrators in career and technical education (CTE). Definitions of CTE concentrators are provided in the [Glossary of Terms](#).

Not all States use all 16 clusters nor assign students in the same manner.

PARTICIPATION IN CAREER AND TECHNICAL EDUCATION

In 2020-21, there were 645,062 participants in career and technical education (CTE) in North Carolina. Of the students reporting as male or female, 53.5 percent of secondary CTE participants were male, and 46.5 percent were female. At the postsecondary level, 39.1 percent of CTE participants were male and 60.9 percent were female.

Participation in Career and Technical Education, by Gender: 2018-19, 2019-20, 2020-21



- Secondary
- Postsecondary

Source

U.S. Department of Education, National Perkins Reporting System, 2022

Notes:

The data shown represent grand total results for students whom the States have identified as career and technical education (CTE) participants. Definitions of CTE participants are provided in the [Glossary of Terms](#).

In 2020-21, totals for CTE participants include students who did not report as male or female. Trend data should be interpreted with caution. Percentages may not sum to 100% due to rounding.

STATE DETERMINED PERFORMANCE LEVELS

Under Perkins V, States are required to report annually on core indicators of performance for all CTE concentrators. State determined performance levels for North Carolina are below.

Secondary Indicators

	Baseline	PY 2020-21	PY 2021-22	PY 2022-23	PY 2023-24

1S1: Four-Year Graduation Rate	97.3%	97.37%	97.44%	97.51%	97.58%
2S1: Academic Proficiency in Reading Language Arts	53.7%	54.86%	37.72%	39.28%	40.84%
2S2: Academic Proficiency in Mathematics	48.8%	50.08%	30.35%	32.1%	33.85%
2S3: Academic Proficiency in Science	52%	53.2%	54.5%	55.6%	56.8%
3S1: Post-Program Placement	95%	95.13%	95.25%	95.38%	95.5%
4S1: Non-traditional Program Concentration	37.2%	38.77%	26.98%	28.81%	30.64%
5S1: Program Quality - Attained Recognized Postsecondary Credential	20%	21.57%	23.14%	24.71%	26.28%
5S4: Program Quality - Other	70.9%	71.63%	72.36%	73.08%	73.81%

Postsecondary Indicators

	Baseline	PY 2020-21	PY 2021-22	PY 2022-23	PY 2023-24
1P1: Post-Program Placement	71.1%	71.2%	71.3%	71.4%	71.5%
2P1: Earned Recognized Postsecondary Credential	28.8%	28.9%	29%	29.1%	29.2%
3P1: Non-Traditional Program Concentration	13.5%	13.6%	13.7%	13.8%	13.9%

Related Links

- [View Department Approval Letter for North Carolina's Perkins V State Plan \(PDF\)](#)
- [Download North Carolina's Full Perkins V State Plan \(PDF\)](#)
- [Download North Carolina's One-Year \(Transition\) Perkins V State Plan \(PDF\)](#)

Source

U.S. Department of Education, National Perkins Reporting System, 2022

Notes:

The State's determined performance levels are submitted as part of its Perkins V State Plan for the upcoming program year. Indicator descriptions and definitions of CTE concentrators are provided in the [Glossary of Terms](#).

CAREER AND TECHNICAL EDUCATION CONTACTS

Contact information for key State career and technical (CTE) staff is listed below.

State Director

Atkins "Trey" Michael

Director, Career and Technical Education
 North Carolina Department of Public Instruction
 (919) 807-3764
Trey.Michael@dpi.nc.gov
[CTE Website](#)

DATE Liaisons

Marilyn Fountain

Education Program Specialist
 Program Administration and Accountability
 Division of Academic and Technical Education
 (202) 245-7346
marilyn.fountain@ed.gov

[View CTE contacts for all states](#)