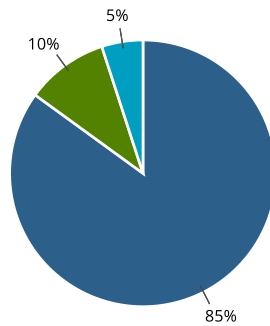


## FUNDING DISTRIBUTION



**Total Perkins V Grant Award:  
Fiscal Year 2022  
\$21,143,647**

- Local Formula Funds (85%)  
\$17,972,100
- State Leadership (10%)  
\$2,114,365
- State Administration (5%)  
\$1,057,182

### Fiscal Year 2022

	Amount	Percent
<b>Total Perkins V Grant Award</b>	\$21,143,647	
<b>State Administration</b>	\$1,057,182	5% of Total Grant Award
<b>State Leadership</b>	\$2,114,365	10% of Total Grant Award
Individuals in State Institutions	\$124,410	0.59% of Total Grant Award
Correctional Institutions	\$72,000	
Juvenile Justice Facilities	\$15,060	
Institutions That Serve Individuals with Disabilities	\$37,350	
Non-Traditional Training and Employment	\$60,000	
Special Populations Recruitment	\$2,114	
<b>Local Formula Distribution</b>	\$17,972,100	85% of Total Grant Award
Reserve	\$0	0% of Local Formula Distribution
Allocation to Eligible Recipients	\$17,972,100	100% of Local Formula Distribution
Secondary Recipients	\$10,244,097	57% of Allocation to Eligible Recipients
Postsecondary Recipients	\$7,728,003	43% of Allocation to Eligible Recipients

#### Related Links

- [View Department Approval Letter for Kentucky's Perkins V State Plan \(PDF\)](#)
- [Download Kentucky's Full Perkins V State Plan \(PDF\)](#)
- [Download Kentucky's One-Year \(Transition\) Perkins V State Plan \(PDF\)](#)

#### Source

U.S. Department of Education, National Perkins Reporting System, 2022

#### Notes:

The data shown represent the State's allocation of funds as submitted as part of its Perkins V State Plan for the upcoming program year.

Percentages may not sum to 100% due to rounding.

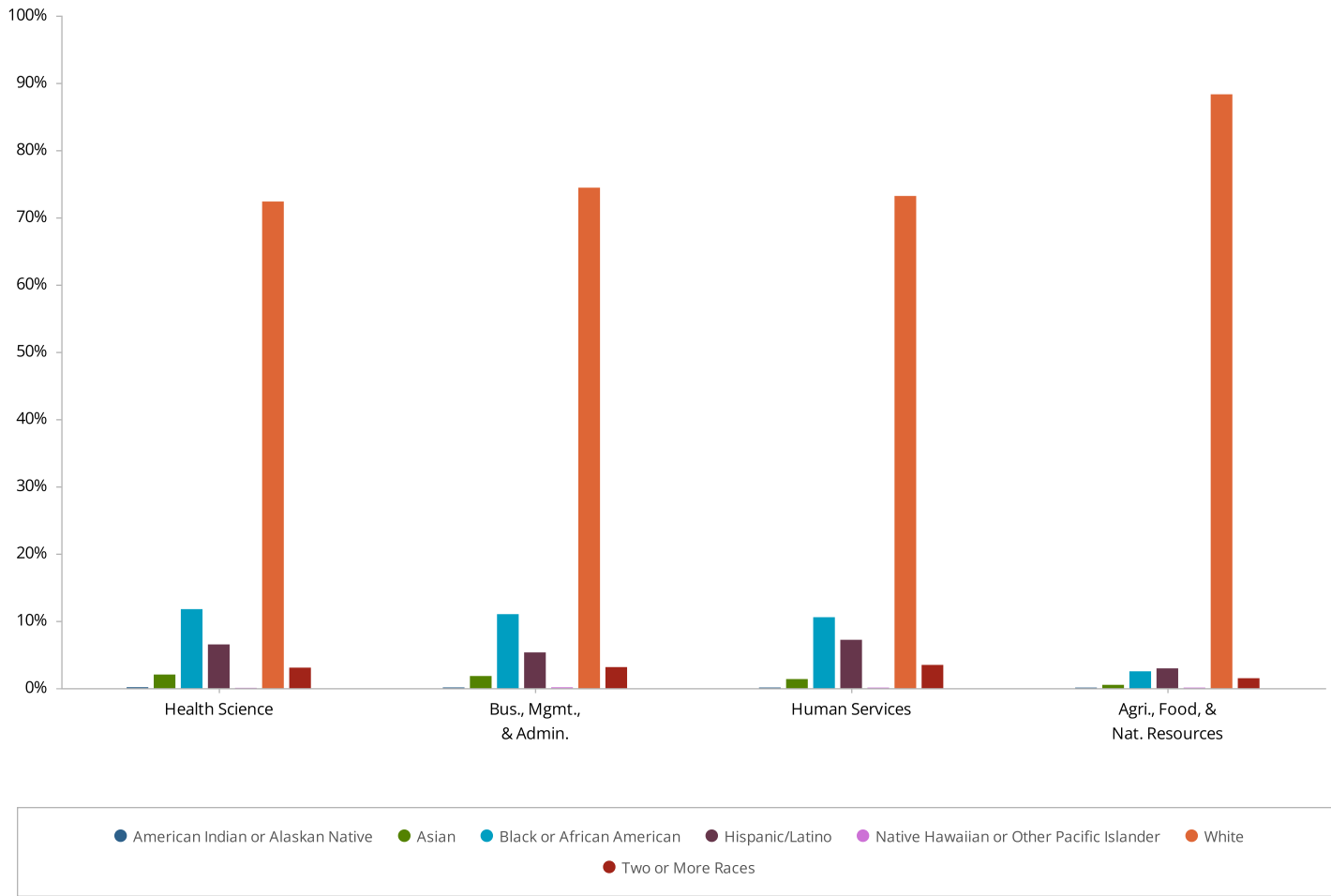
## CAREER CLUSTER ENROLLMENT

In 2020-21, there were 62,731 secondary and 20,190 postsecondary career and technical education (CTE) concentrators in Kentucky.

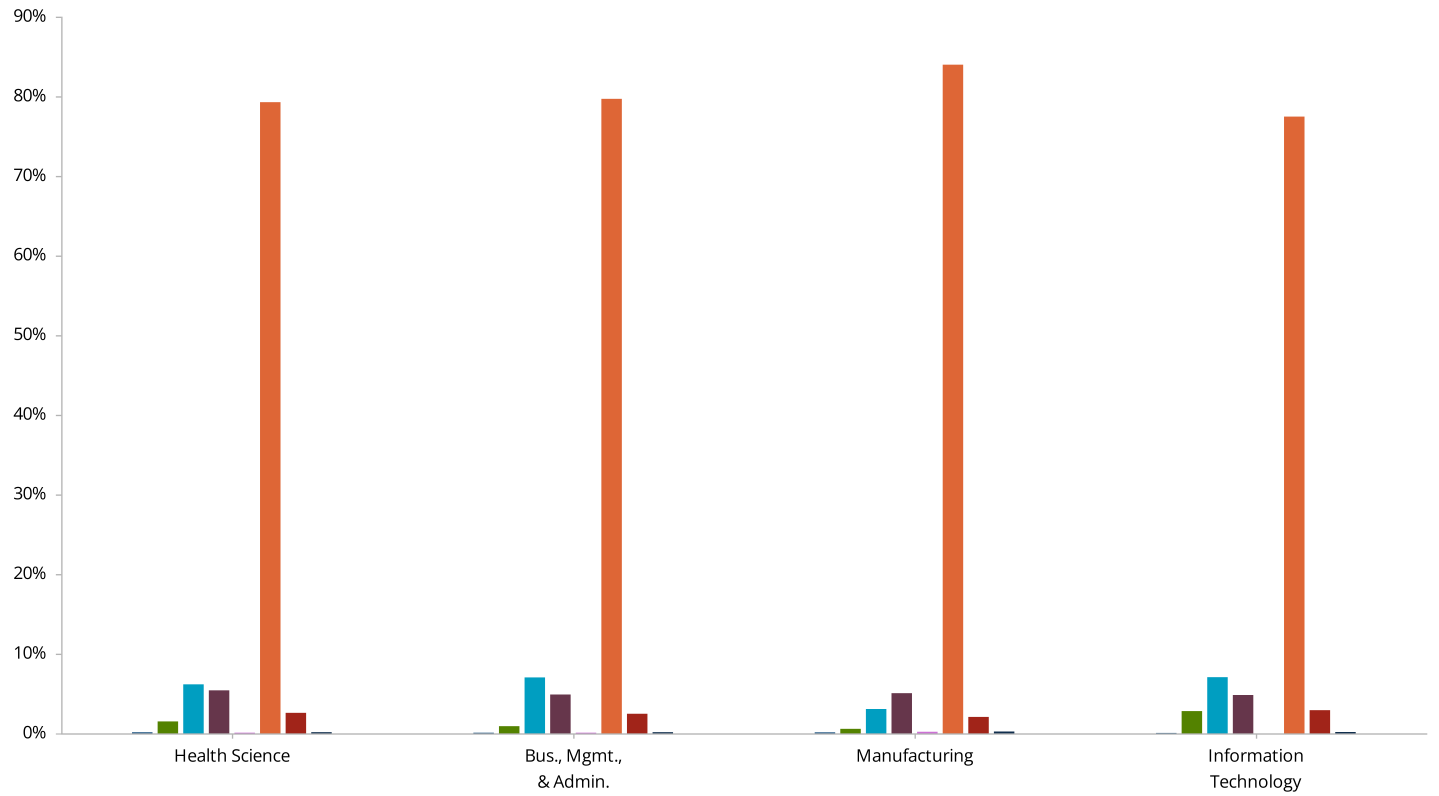
The top four career clusters among secondary CTE concentrators were Health Science (18.0 percent), Business Management & Administration (16.1 percent), Human Services (16.0 percent), and Agriculture, Food & Natural Resources (14.3 percent).

The top four career clusters among postsecondary CTE concentrators were Health Science (32.8 percent), Business Management & Administration (16.3 percent), Manufacturing (14.2 percent), and Information Technology (8.4 percent).

Career Cluster Enrollment for Secondary CTE Concentrators, by Race and Ethnicity: 2020-21



Career Cluster Enrollment for Postsecondary CTE Concentrators, by Race and Ethnicity: 2020-21



- American Indian or Alaskan Native
- Asian
- Black or African American
- Hispanic/Latino
- Native Hawaiian or Other Pacific Islander
- White
- Two or More Races
- Unknown

**Source**

U.S. Department of Education, National Perkins Reporting System, 2022

**Notes:**

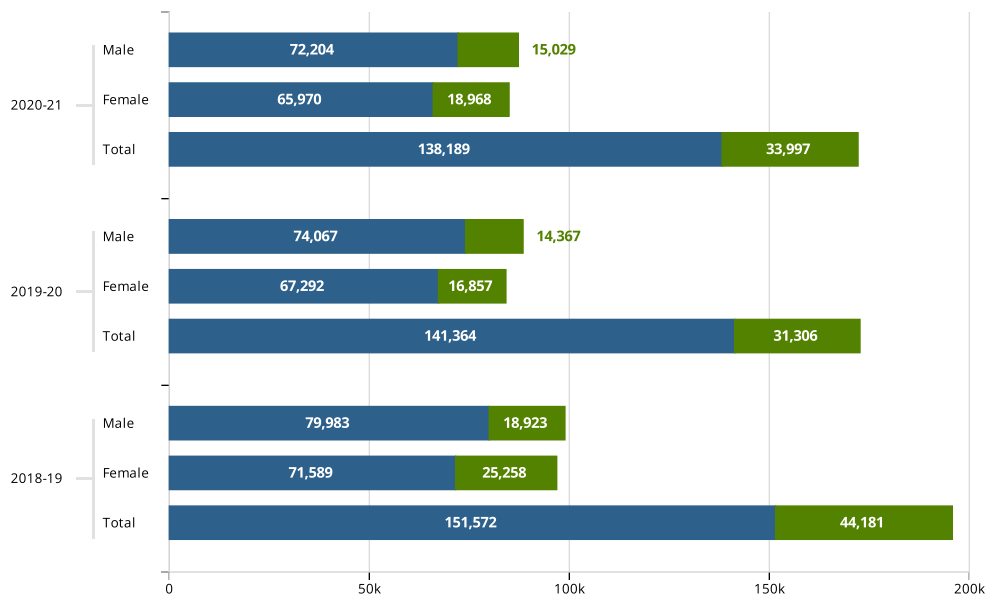
The data shown represent grand total results for students whom the States have identified as concentrators in career and technical education (CTE). Definitions of CTE concentrators are provided in the [Glossary of Terms](#).

Not all States use all 16 clusters nor assign students in the same manner.

**PARTICIPATION IN CAREER AND TECHNICAL EDUCATION**

In 2020-21, there were 172,186 participants in career and technical education (CTE) in Kentucky. Of the students reporting as male or female, 52.3 percent of secondary CTE participants were male, and 47.7 percent were female. At the postsecondary level, 44.2 percent of CTE participants were male and 55.8 percent were female.

**Participation in Career and Technical Education, by Gender: 2018-19, 2019-20, 2020-21**



- Secondary
- Postsecondary

**Source**

U.S. Department of Education, National Perkins Reporting System, 2022

**Notes:**

The data shown represent grand total results for students whom the States have identified as career and technical education (CTE) participants. Definitions of CTE participants are provided in the [Glossary of Terms](#).

In 2020-21, totals for CTE participants include students who did not report as male or female. Trend data should be interpreted with caution. Percentages may not sum to 100% due to rounding.

**STATE DETERMINED PERFORMANCE LEVELS**

Under Perkins V, States are required to report annually on core indicators of performance for all CTE concentrators. State determined performance levels for Kentucky are below.

**Secondary Indicators**

	Baseline	PY 2020-21	PY 2021-22	PY 2022-23	PY 2023-24

1S1: Four-Year Graduation Rate	95.8%	96%	96.2%	96.4%	96.6%
2S1: Academic Proficiency in Reading Language Arts	23%	23%	23.5%	24%	24.5%
2S2: Academic Proficiency in Mathematics	20%	20%	20.5%	21%	21.5%
2S3: Academic Proficiency in Science	15%	15%	15.5%	16%	16.5%
3S1: Post-Program Placement	43%	43%	44%	45%	46%
4S1: Non-traditional Program Concentration	10%	10%	11%	12%	13%
5S1: Program Quality - Attained Recognized Postsecondary Credential	10%	10%	11%	12%	13%

### Postsecondary Indicators

	Baseline	PY 2020-21	PY 2021-22	PY 2022-23	PY 2023-24
1P1: Post-Program Placement	23%	23%	24%	25%	26%
2P1: Earned Recognized Postsecondary Credential	40%	40%	41%	42%	43%
3P1: Non-Traditional Program Concentration	8%	8%	8.5%	9%	9.5%

### Related Links

- [View Department Approval Letter for Kentucky's Perkins V State Plan \(PDF\)](#)
- [Download Kentucky's Full Perkins V State Plan \(PDF\)](#)
- [Download Kentucky's One-Year \(Transition\) Perkins V State Plan \(PDF\)](#)

### Source

U.S. Department of Education, National Perkins Reporting System, 2022

### Notes:

The State's determined performance levels are submitted as part of its Perkins V State Plan for the upcoming program year. Indicator descriptions and definitions of CTE concentrators are provided in the [Glossary of Terms](#).

## CAREER AND TECHNICAL EDUCATION CONTACTS

Contact information for key State career and technical (CTE) staff is listed below.

### State Director

#### David Horseman

Associate Commissioner, Office of Career and Technical Education  
 Kentucky Department of Education  
 (502) 564-4286  
[David.Horseman@education.ky.gov](mailto:David.Horseman@education.ky.gov)  
[CTE Website](#)

### DATE Liaisons

#### Marilyn Fountain

Education Program Specialist  
 Program Administration and Accountability  
 Division of Academic and Technical Education  
 (202) 245-7346  
[marilyn.fountain@ed.gov](mailto:marilyn.fountain@ed.gov)

[View CTE contacts for all states](#)